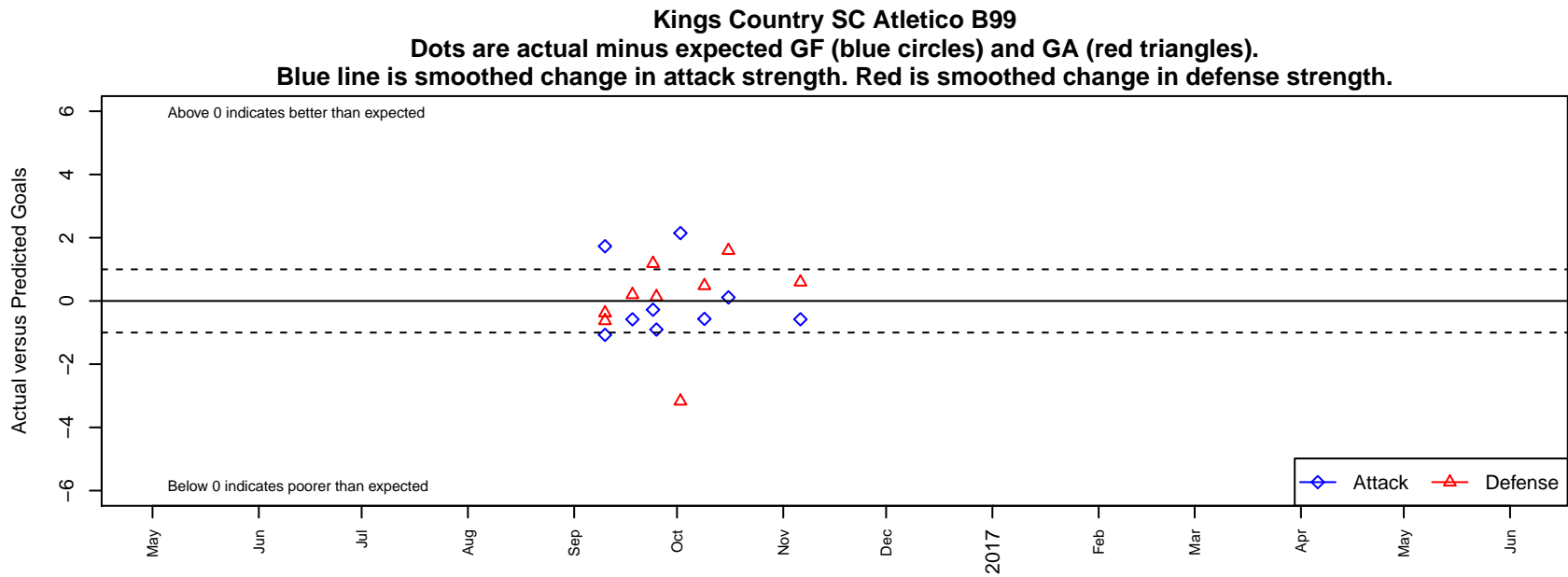


Kings Country SC Atletico B99

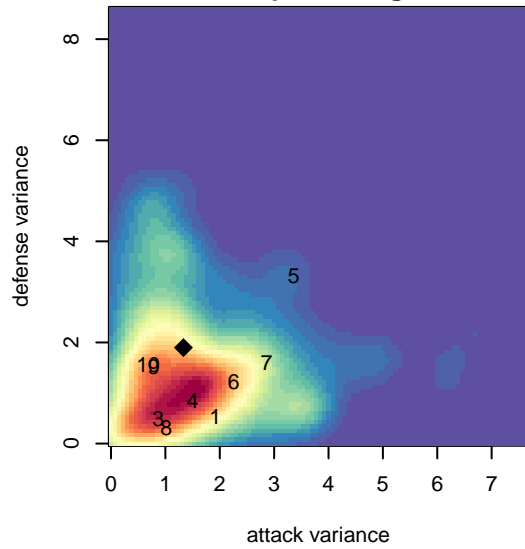
, CAN
B99 total strength=1611
attack=22.95 defense=12.01

alt names used:
KINGS COUNTY S.C. ATLETICO

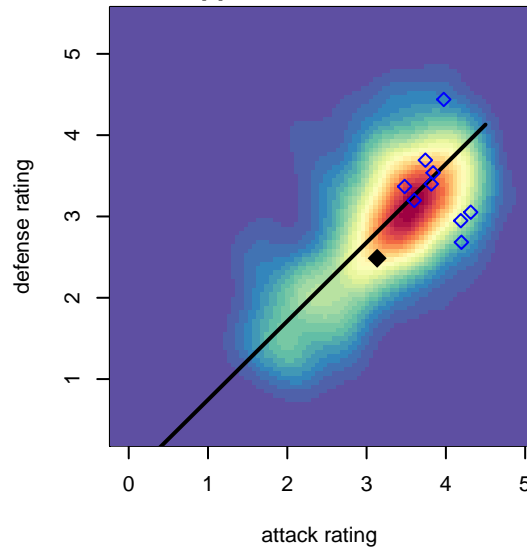
Venues played:
2016 FWRL CAN CRL U18



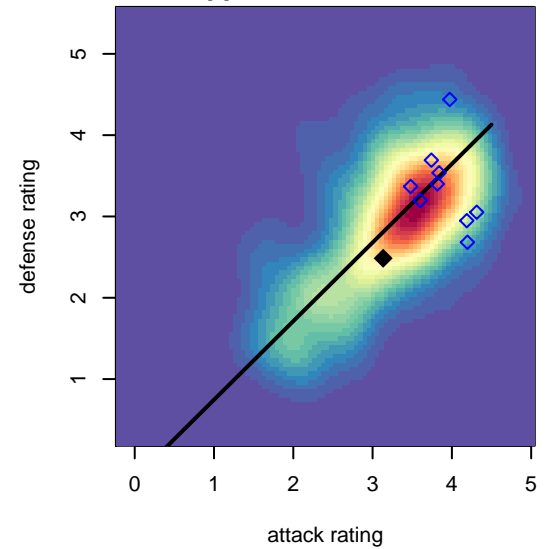
**attack and defense variance (black dot)
relative to other teams
and top 10 in region**



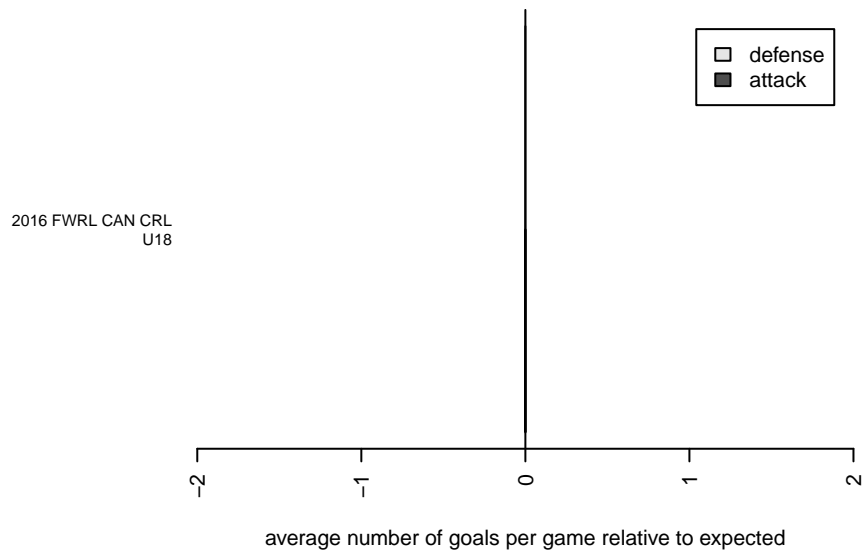
**attack and defense rating
relative to others at age
and all opponents in last 13 months**



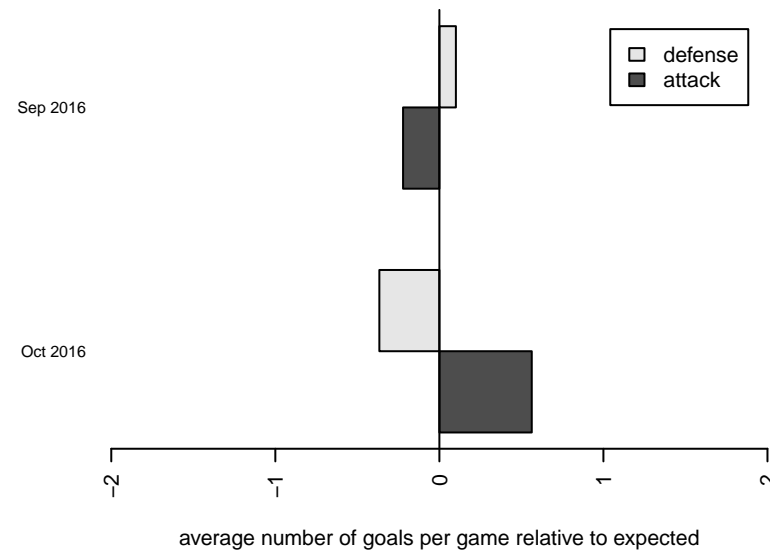
**attack and defense rating
relative to others at age
and all opponents in last 13 months**



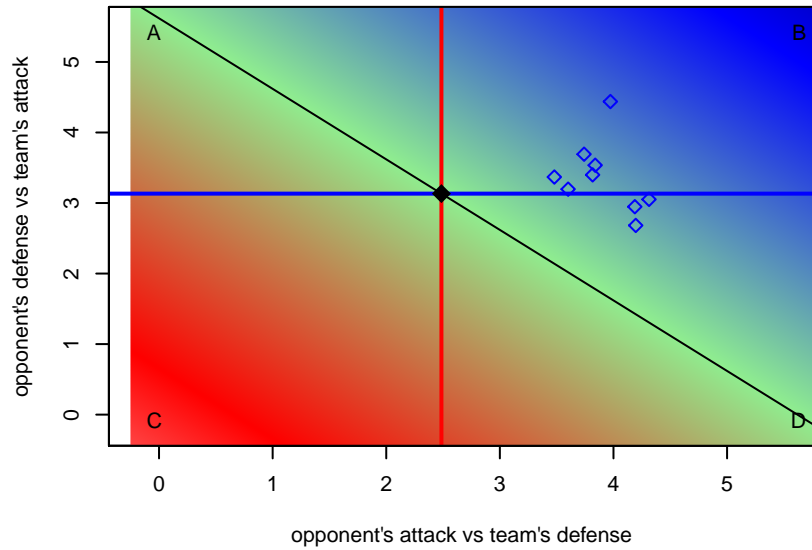
Performance relative to 13 month average



Performance relative to 13 month average



Distribution of opponents
 Red = Lose zone, Blue = Win zone, Green = Even
 Black line separates win/lose zones



lot. A=Neither has attack advantage, B=Opponent has both attack and defense advantage, C=Opponent has both attack and defense disadvantage, D=Both have

date	home		away		venue	pred.home	pred.away
2016-11-06	Santa Clara Sporting Green B99	3	Kings Country SC Atletico B99	0	2016 FWRL CAN CRL U18	3.59	0.58
2016-10-16	California Magic SC B99	2	Kings Country SC Atletico B99	1	2016 FWRL CAN CRL U18	3.59	0.89
2016-10-09	San Francisco Mission Green B99	5	Kings Country SC Atletico B99	1	2016 FWRL CAN CRL U18	5.48	1.57
2016-10-02	Burlingame Gold B99	6	Kings Country SC Atletico B99	3	2016 FWRL CAN CRL U18	2.83	0.85
2016-09-25	South San Francisco United Force B99	3	Kings Country SC Atletico B99	0	2016 FWRL CAN CRL U18	3.13	0.91
2016-09-24	Peninsula SC Galaxy Blue B99	3	Kings Country SC Atletico B99	0	2016 FWRL CAN CRL U18	4.18	0.28
2016-09-18	El Camino Real Salinas Pumas B99	4	Kings Country SC Atletico B99	0	2016 FWRL CAN CRL U18	4.20	0.58
2016-09-10	California Northstars B99	6	Kings Country SC Atletico B99	3	2016 FWRL CAN CRL U18	5.62	1.27
2016-09-10	Tecos Hayward SC Fire B99	7	Kings Country SC Atletico B99	0	2016 FWRL CAN CRL U18	6.37	1.07